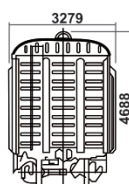
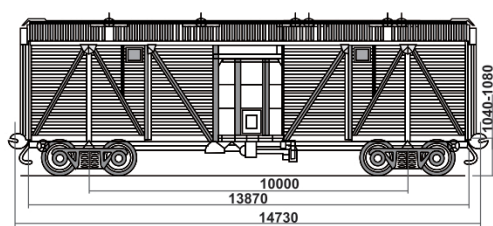
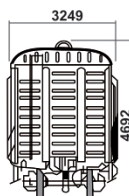
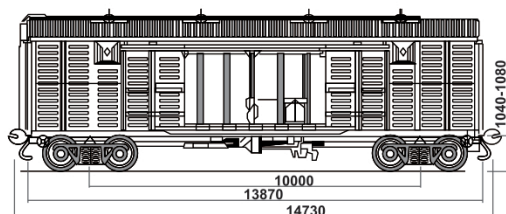


## Wagon types and dimensions



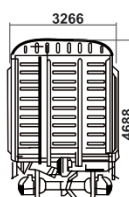
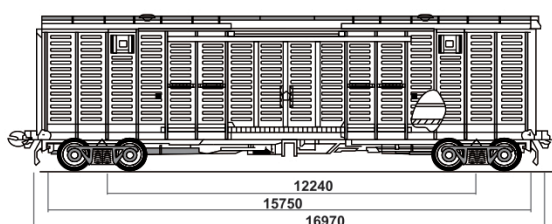
### Covered wagon 11-066

Payload: 66.000 kg  
Capacity: 120.15 m<sup>3</sup>



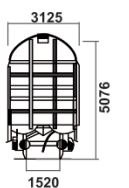
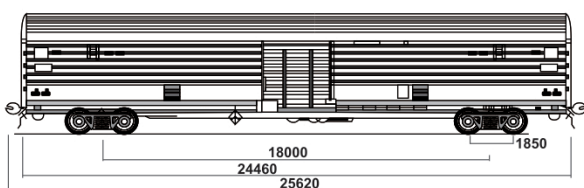
### Covered wagon 11-217

Payload: 68.000 kg  
Capacity: 120.0 m<sup>3</sup>



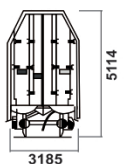
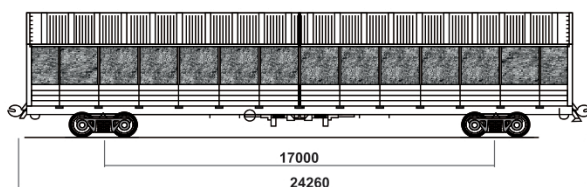
### Covered wagon 11-260

Payload - 68.000 kg  
Capacity: 138.0 m<sup>3</sup>



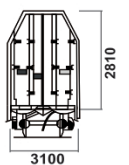
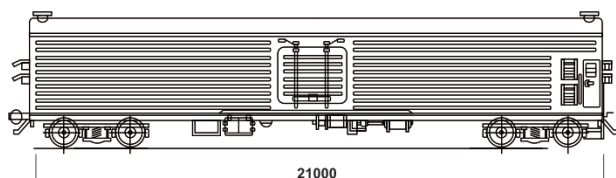
### Covered wagon 11-1759

Payload: 50.500 kg  
Capacity: 250.0 m<sup>3</sup>



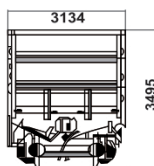
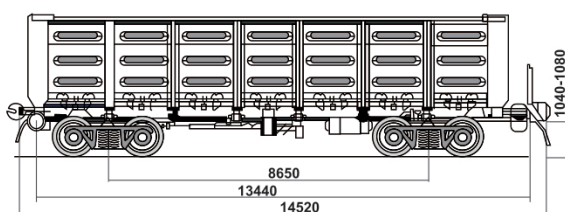
### Covered wagon for cars with two tiers 11-287

Payload: 16.000 kg  
Area of each tier: 68.8 m<sup>2</sup>



### Refrigerator unit

Payload: 42.000 / 46.000 kg  
(depending on the year of production)  
Capacity: 136.0 m<sup>3</sup>

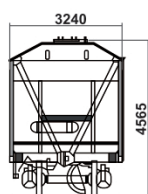
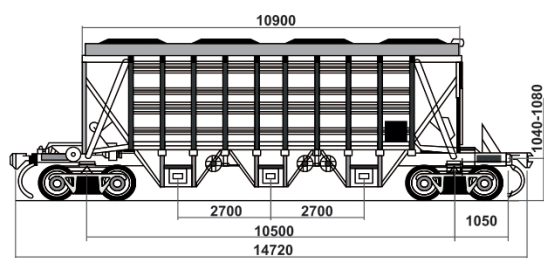


### High sided open wagon 12-127

Payload: 70.000 kg  
Area: 36.55 m<sup>2</sup>

Reference: Length x width x height (mm)

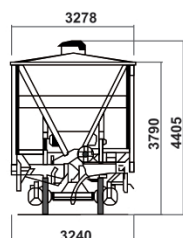
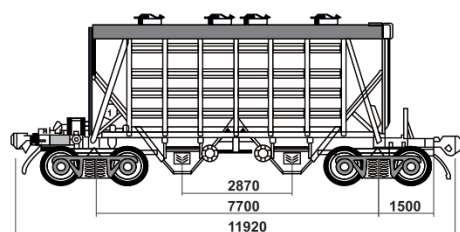
# Wagon types and dimensions



## Hopper wagon for grain 19-752

Payload: 70.000 kg

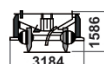
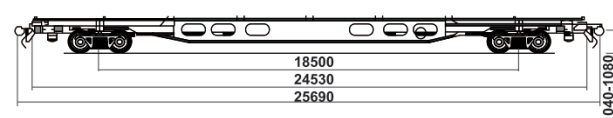
Capacity: 94.0 m<sup>3</sup>



## Hopper wagon for cement 19-758

Payload: 72.000 kg

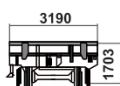
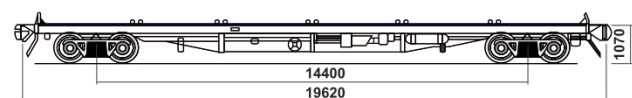
Capacity: 60.0 m<sup>3</sup>



## Fitting platform 13-1796

Payload: 70.000 kg

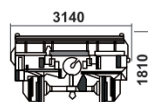
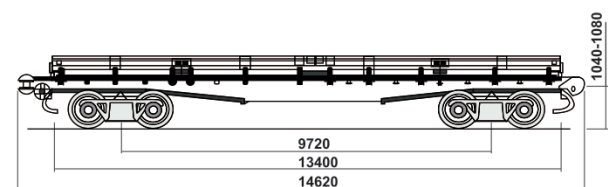
Area: 64 m<sup>2</sup>



## Fitting platform 13-935

Payload: 73.000 kg

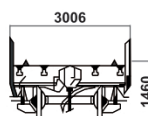
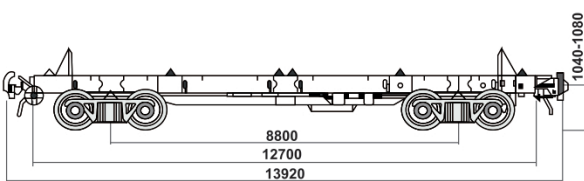
Area: 54 m<sup>2</sup>



## Fitting platform 13-401

Payload: 70.000 kg

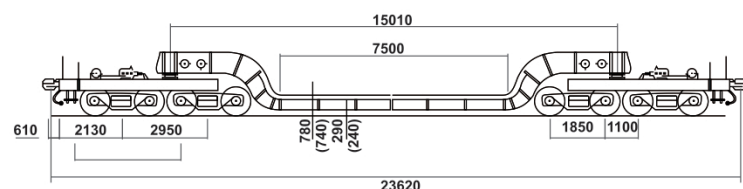
Area: 36.8 m<sup>2</sup>



## Fitting platform 13-192

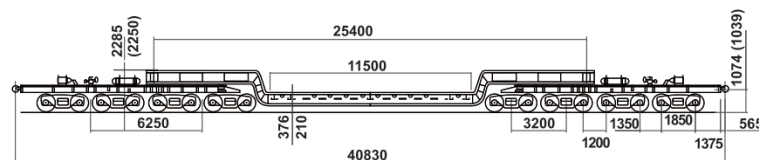
Payload - 60.000 kg

Area: 36.41 m<sup>2</sup>



## Transporter 14-T110

An eight axle open goods wagon with a payload of 120.000 kg.



## Transporter 14-6071

A sixteen axle open goods wagon with a payload of 225.000 kg.