












## Container types and internal dimensions

20 ft.		<b>Dry container</b> 5.900 x 2.350 x 2.390 mm. 33.2 m <sup>3</sup> / 21.800 kg
40 ft.		<b>Dry container</b> 12.033 x 2.350 x 2.390 mm. 67.6 m <sup>3</sup> / 26.680 kg
40 ft.		<b>High cube dry container</b> 12.033 x 2.350 x 2.695 mm. 76.2 m <sup>3</sup> / 26.480 kg
20 ft.		<b>Open top container</b> 5.895 x 2.344 x 2.347 mm. 31.5 m <sup>3</sup> / 28.130 kg
40 ft.		<b>Open top container</b> 12.022 x 2.344 x 2.347 mm. 65.4 m <sup>3</sup> / 26.740 kg
20 ft.		<b>Reefer container</b> 5.425 x 2.275 x 2.260 mm. 28.3 m <sup>3</sup> / 20.800 kg
40 ft.		<b>Reefer container</b> 11.493 x 2.270 x 2.197 mm. 57.8 m <sup>3</sup> / 25.580 kg
40 ft.		<b>High cube reefer container</b> 11.557 x 2.294 x 2.500 mm. 66.6 m <sup>3</sup> / 25.980 kg
20 ft.		<b>Flat rack container</b> 5.620 x 2.200 x 2.233 mm. 21.470 kg
40 ft.		<b>Flat rack container</b> 12.080 x 2.438 x 2.103 mm. 39.000 kg
20 ft.		<b>Collapsible flat rack container</b> 5.618 x 2.208 x 2.233 mm. 27.730 kg

Reference:  
Length x width x height (mm)  
Capacity (m<sup>3</sup>) / Payload (kg)